

CERACOAT Ceramic TM Product Catalog



Contact us

sales@ceracoat.me

www.ceracoat.me

<http://www.youtube.com/watch?v=DtILOgucMlk>

<https://www.youtube.com/watch?v=sPJeKwweTc8&sns=em>

In the world of smart technology we present to you the latest

CERACOAT Ceramic TM Nanotechnology



Smart Innovation



Easy to apply



Bio-Eco friendly



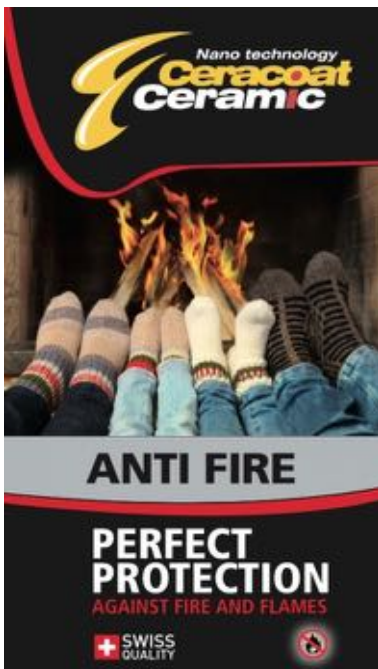
Swiss Quality

What is and what is for **Ceramic Nanotechnology**?



- ✓ TREATMENT OF PARTICLES THAT ARE ONE BILLIONTH OF A METER
- ✓ FORMATION OF A PROTECTIVE NANO-COATING - ANTI LIQUIDS, GREASE, DIRT, BACTERIA, MOLDS, ODOR, FIRE
- ✓ PROVIDING LONG-LASTING AND TANGIBLE RESULTS
- ✓ HARMLESS PRODUCTS, EASY TO APPLY

CERACOAT Ceramic™ Anti Fire



VOL : 200ml

CERACOAT™ FIRE RETARDANT

- ✓ For all absorbent surfaces of Clothes, household textiles, suede shoes, furniture, carpets, curtains, mattresses, bed textiles, car seats & carpets, car convertible hood.
- ✓ Ceracoat™ thin nano Ceramic film will protect all your textile (absorbent) surfaces against to take fire, whilst remaining totally invisible! If the coating is not washed away, it will last forever. Once flames occur, it will protect your surfaces to take fire for at least 90 minutes. (international B1 certificate)

- ✓ **APPLICATION:** Has to be sprayed on the dry and clean absorbent surface and then, just let it dry!
- ✓ **Effect:** The active ingredients of CERACOAT Anti Fire are absorbed by the material. They remain inactive, until the material is exposed to a temperature of ca. 250°C. At this temperature CERACOAT Anti Fire is activated and absorbs the heat, acts with an endothermic effect.
- ✓ **Fire Protection in the Household:** CERACOAT Anti Fire can also be sprayed on thin wood, paper, paperboard and textiles, on all absorbent natural materials. Where fire is prevented from arising, it will not be necessary to clear a developed fire.
- ✓ Ceracoat Anti Fire is non-toxic, highly effective, water soluble, colorless, odorless, environmentally friendly, foodstuff neutral, save.



CERACOAT Ceramic TM Textile Care



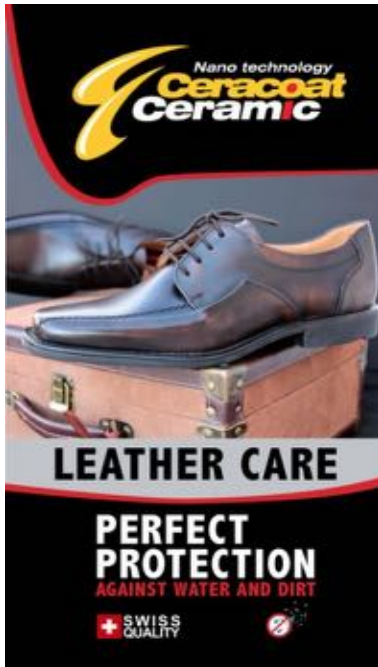
- ✓ For all absorbent surfaces of textiles, suede leather, paper, cardboard, clothes, household textiles, suede shoes, furnitures, carpets, curtains, mattresses, bed textiles, car seats & carpets, car convertible hood.
- ✓ Ceracoat Textile Care waterproofs and protects all your absorbent surfaces against liquids (water, oil, coffee, sauces, etc.) dust and dirt generally. Ceracoat Textile protectant is foodstuff neutral. Ceracoat thin nano ceramic film will waterproof and protect all your textile surfaces, whilst remaining totally invisible! Water is repelled (building drops, no penetration into the surface) dust and dirt do not penetrate or adhere to the textile surfaces anymore.
- ✓ CERACOATTM is breathable and permanent (UV-stable, very resistant to abrasion, resistant to washing agents), and very long lasting (up to 45 wash machine cycles for cloths)

VOL: 200ml

- ✓ **APPLICATION:** Surface must be clean and dry
- ✓ **Start by testing them:** Put a drop of water on the surface. The drop has to be absorbed by the surface to be treated with Ceracoat. If the water drop is not absorbed this means that the surface is already treated and cannot be treated with Ceracoat. Otherwise, just spray Ceracoat Textile Surface Care on the surface until you see a thin humid film on the surface and let it dry for 24 h.



CERACOAT Ceramic™ Leather Care



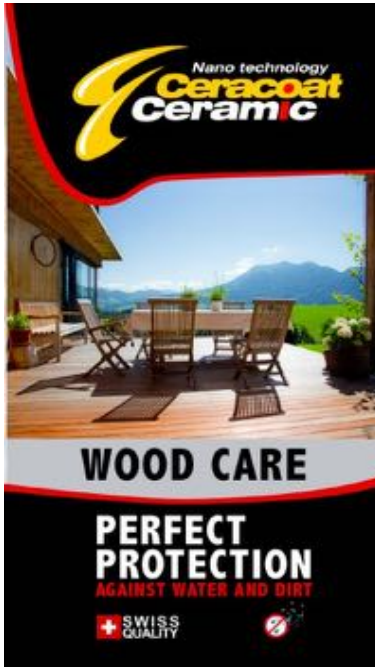
VOL : 200ml

- ✓ Ceracoat Leather Care waterproofs and protects all your leather/plastic objects like shoes, boots, overalls, jackets, seats, car cockpits, furniture, baggage, etc. against liquids (water, oil, sauces, milk, coffee, wine, ketchup, honey and much more) dust and dirt generally.
- ✓ Ceracoat Leather Care keeps your leather/plastic objects like new. Color will come back becoming "deep color" and the leather/plastic will become (or remain) smooth, supple and soft. Ceracoat protects and gives a new shine and deep look to all your leather/plastic objects.
- ✓ Ceracoat Leather Care is very long lasting - depending the use it will be active for about 1 year. After treatment with Ceracoat you no longer need traditional cleaners or shoe/leather polish.

- ✓ APPLICATION: Leather/plastic objects (and lacquered surfaces) must be clean and dry - Shake before use. You can coat leather/plastic that are natural or already polished. Just put some drops of Ceracoat Leather Care on a towel (or directly on the surface) and start coating the leather/plastic). It's easy to see if you passed everywhere, and then just let it dry for some hours.
- ✓ CLEANING AFTER TREATMENT WITH CERACOAT: Dust, dirt and liquids can just be shaken away, or just absorbed with an absorbent paper. Creamy and sticky liquids as grease or oil can be rinsed away using only water. Then just absorb the water with an absorbent paper.




CERACOAT Ceramic™ Wood



VOL: 200ml

- ✓ For all wood and cork surfaces like garden furniture, wood saunas, wood flooring, garden decking, wood beams, cork material. Ceracoat Wood Protectant is foodstuff neutral and weather and UVresistant for several years.
- ✓ Ceracoat thin nano ceramic film will waterproof and protect all your wood surfaces. Water is repelled (building drops, no penetration into the surface) dust and dirt do not penetrate or adhere to the wood surfaces anymore. No change on the appearance of the surface (invisible), does not affect swelling, strong reduction of moss formation and micro-organism infestations. Ceracoat Wood Care is UVstable. After treatment with Ceracoat you no longer need any cleaners or paintings.

- ✓ **APPLICATION:** Surface must be clean and dry. Just spray, immerse or paint (roller) Ceracoat Wood Surface Care on the surface. We recommend using the highest possible quantity. Multiple applications are possible using the wet-on-wet technique. Let it dry for about 24 h.
- ✓ **CLEANING AFTER TREATMENT WITH CERACOAT:** Rain will clean your outside wood surfaces - otherwise, just rinse away any dirt with water, you do not need cleaners any more. You can also use high pressure water cleaning (up to 50 bar) or a wet towel.



CERACOAT Ceramic™ Stone Care



VOL: 200ml

- ✓ For all mineral surfaces as sandstone, concrete, terracotta, clay brick, porous granite/marble, lime stone or stone panelling. Floor or wall coatings, building facades, roof tiles, garden tiles, pool tiles, stone statuettes, figurines, etc. Ceracoat Stone Care waterproofs and protects all your mineral surfaces against liquids (water, oil, etc.) dust and dirt generally. Ceracoat Stone Care is foodstuff neutral.
- ✓ Ceracoat thin nano ceramic film will waterproof and protect all your mineral surfaces. Water is repelled (building drops, no penetration into the surface) dust and dirt do not penetrate or adhere to the mineral surfaces anymore. No change on the appearance of the surface (invisible). After treatment with Ceracoat you no longer need any cleaners.

- ✓ APPLICATION: Surface must be clean and dry.
- ✓ Start by testing them: Put a drop of water on the surface. The drop has to be absorbed by the surface to be treated with Ceracoat. If the water drop is not absorbed this means that the surface is already treated and cannot be treated with Ceracoat. Otherwise, just spray Ceracoat Stone Care on the surface until you see a thin wet film on the surface and let it dry for 24 h. The coating is very long lasting (for years).
- ✓ CLEANING AFTER TREATMENT WITH CERACOAT
Rain will clean your outside mineral surfaces - otherwise, just rinse with water, you do not need cleaners any more. You can use high pressure water cleaning (up to 60 bar).




CERACOAT Ceramic™ Glass Care



VOL: 200ml

- ✓ **CLEAN AND COAT!** Ceracoat Glass/Ceramic Care is a very long-lasting non absorbent surface protectant. Ceracoat thin nano ceramic film will protect all your glass, chrome, copper, silver, ceramics + plastic surfaces (windows, mirrors, also tables and furniture, bath, lavabo, toilet). Surfaces become liquid, dust and dirt repellent, and very smooth/fine and shiny. Ceracoat Glass/Ceramic Care is foodstuff neutral.
- ✓ Ceracoat Glass/Ceramic Care is also antibacterial, anti-scratch, anti-finger-print & cleans the surface by coating it!
- ✓ Toothpaste, soap, grease, lime, rain, dust will not adhere to the surfaces anymore and will not leave long-lasting dirt anymore.

- ✓ **APPLICATION:** Surface must be dry. Shake well before use. Just put a drop on a towel or absorbent paper and apply it: cleans & coats! Apply with circular movements. By coating, you will also clean the surface. A mat film will be on the surface. Let it dry 1-2 minutes and then polish it away with a towel or absorbent paper. Wait 1 h before contacting with water after coating. This will give you the best performance for a very long lasting protection.
- ✓ **CLEANING AFTER TREATMENT WITH CERACOAT:** Dust, liquids and / or dirt are very easily removed using only a towel or an absorbing paper. No cleaners & water needed anymore.



CERACOAT Ceramic™ Wonder Cleaner



VOL: 200ml

- ✓ **Areas of application:**
Stone, sand stone, concrete, roofing tiles, tiles, natural stones, granite, marble, wood, teak, fibre concrete – mosaic – clay, terracotta – bricks – glass, ceramics – mineral surfaces – grit stone.
- ✓ **CERACOAT special "Wonder" cleaner** is highly effective. It's a universal concentrate allowing thorough cleaning of the surfaces with the innovative micro-splitting procedure, which breaks down the molecule of the dirt into separate particles thus removing them efficiently without harmful surfactants, tensides, solvents, enzymes and bleaches.
- ✓ **CERACOAT special "Wonder" cleaner** removes also persistent remains of dirt like oil, fat, smoke, nicotine, soot, as well as remains of tensides and dirt of marble, terrazzo, granite, tiles, fine stoneware.

- ✓ **Mixing instruction:**
Depending on the degree of the pollution the special cleaner can be diluted with distilled water in the ratio of up to 1 to 20.
- ✓ **Application:**
Spray on the undercoat only, let it affect shortly, and rinse with a lot of water.
- ✓ **IMPORTANT!**
Please use protective gloves.
(Before starting the cleaning works, all surfaces should be checked for their cleaning suitability).



CERACOAT Ceramic™ Vehicle



VOL: 200ml

- ✓ Ceracoat Vehicle Exterior Care protects the whole vehicle-body, rims and windows (glass, metal, light alloy, chrome, plastic, kevlar, carbon, gelcoat, rubber: car - truck - caravan - bike - motorbike - boat - plane - helmets) against all kind of influences. Ceracoat thin nano ceramic film will coat and protect all your exterior vehicle-body surfaces against dirt, rain, snow, brake dust, bird excrements, insects, exhaust gases, the sun, algae, and small "stones" projected on the vehicle-body and makes the vehicle-body very shiny for a long time.

- ✓ **APPLICATION:** Surface must be clean and dry. Shake well before use. Than simply put some drops of Ceracoat Vehicle Exterior Care on the surface or directly on a towel (or absorbent paper) and polish it with circular movements until you see appear a mat film on the surface and let it dry. Don't use too much material: For a normal car about 1/6 of the bottle. After 2-3 minutes polish the "mat powder" away until it becomes very shiny/smooth/fine. The vehicle-body is getting very shiny like a mirror. (Small quantity is sufficient). You can coat your vehiclebody several times to get a smoother surface and an even greater mirror effect. Coating is very long lasting.
- ✓ **CLEANING AFTER TREATMENT WITH CERACOAT:** Using water is enough to clean or use high pressured water if necessary. No need for cleaners or shampoo any more. You can also use a wet towel. Rain water (or the sea for boats at a certain speed) will just roll away and clean your vehicle!



CERACOAT Ceramic™ Motorbike Care



VOL: 200ml

- ✓ Ceracoat Motorbike Care protects the entire motorbike (metal, light alloy, chrome, plastic, kevlar, carbon, glass: body, wheels, window, tank, lamp, mirror, helmet, visor). Ceracoat thin nano Ceramic film will coat and protect the entire motorbike against dirt, rain, snow, brake dust, bird excrements, insects, exhaust gases, the sun, and small "stones" projected on the bike and makes the surfaces very shiny for a long time. It cleans + coats + protects + makes the surfaces shiny + smooth.
- ✓ APPLICATION: Take (clean) the biggest dirt away - bike has to be dry - Shake well before use. Simply put some drops of Ceracoat Motorbike Care on a towel (or absorbent paper) and polish it with circular movements until you see appear a mat film on the surface and let it dry. Do not use too much material: For a normal motorbike about 1/4 of the bottle. After 2-3 minutes polish the "mat powder" away until it becomes very shiny, smooth, fine. The motorbike is getting very shiny like a mirror. (Small quantity is sufficient) - You can coat your motorbike several times to get a smoother surface and an even greater mirror effect. Coating is very long lasting.
- ✓ CLEANING AFTER TREATMENT WITH CERACOAT
Using a humid towel is enough to clean the bike.
Just take the dirt away and polish it dry again.
No need for cleaners or shampoo any more.
Rain will just roll away and clean your motorbike (depending on speed)!



CERACOAT Ceramic™ Windshield Care Duo Bag




- ✓ For all vehicle windshields & windows
- ✓ Prevents also from abrasion and is antibacterial.
- ✓ Ceracoat™ thin nano Ceramic film will coat and protect your vehicle windshields & windows
- ✓ Ceracoat™ rejects rain and prevents ice build-up in winter creating a better view and safer driving conditions.
- ✓ One treatment is effective for 20,000 km (13,000 miles) or approx. 12 months.

*At certain speeds, you won't even need to use your wipers!

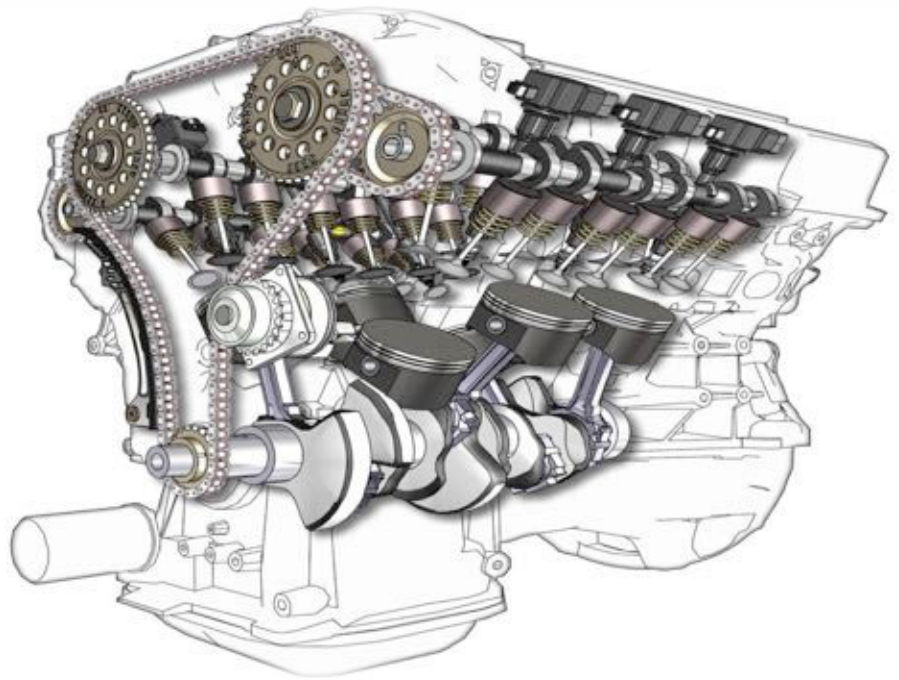
- ✓ APPLICATION: Surface must be clean and dry.
 1. Wash your windshield
 2. Rinse with water
 3. Dry thoroughly
 4. Use the Ceracoat™ cleaner Green Wipe and clean windshield with circular movements until windshield is clean and let dry completely
 5. Use the Ceracoat™ Windshield Nano Care Blue Wipe wiping in circular movements until windshield is completely dry. Use a dry cloth to remove any remaining haze.
 6. Wait 1-2 hours before exposure to rain.
- ✓ CLEANING AFTER TREATMENT WITH CERACOAT: The windshield should be cleaned regularly using water high-pressure water if necessary. You can also clean with a wet towel. DO NOT RUB. No need for cleaners or shampoos.




CERACOAT Ceramic™ Speed Engine Cleaner




- ✓ **For all types of engines** (4-stroke-engines, 2-stroke-engines, fuel and gasoline, turbo, race engines).
- ✓ Cleans the entire inside engine, the valves, exhaust carburetor or ignition, pistons, cylinder hear, cylinder walls, piston rings, the entire exhaust system.
- ✓ It stops adherence of new engine dirt, re-establishes the actual compression of the engine and reduces the exhaust emission massively.



VOL: 100ml



CERACOAT Ceramic™ Engine Care



VOL: 100ml

- ✓ **For all types of engines** (4-stroke-engines, 2-stroke-engines, fuel and gasoline, turbo, race engines).
- ✓ Ceracoat Ceramic Engine Care is a ceramic coating that protects your engine and gear against wear.
- ✓ ***Applicable also for gear box (manual, not automatic), differentials, chains, suspensions, hydraulic systems***
- ✓ The ceramic particles adhere to the metal parts in your engine, forming a protection film / protection barrier, that reduces friction and wear in your engine and gear.
- ✓ The result is an important reduction of consumption, temperature, oil consumption, noise, exhaust emission and an increase of the efficiency of the engine, his power output and his engine life.
- ✓ The Ceracoat Ceramic Engine Care also protects your engine during cold start and lubrication fails.

- ✓ **APPLICATION:** (4-stroke-engines, 2-stroke-engines, fuel and gasoline, turbo, race engines).
- ✓ **No oil or filter change is necessary prior to application.**
- ✓ Ceracoat Ceramic Engine Care is simply to be added to the WARM engine oil. Then drive the vehicle for 10-15 minutes.
- ✓ **Ceracoat will not block the filter.**
- ✓ 1 dose (100 ml concentrate) per period of 12 months or after 40-50 000 km (25 - 30 000 miles) 1 dose for up to 6 liters of oil (or less).



CERACOAT Ceramic™ Engine Care for Truck



VOL: 450ml

- ✓ For all types of engines (4-stroke-engines, 2-stroke-engines, fuel and gasoline, turbo, race engines).
- ✓ Ceracoat Ceramic Engine Care is a ceramic coating that protects your engine and gear against wear. *Applicable also for gear box (manual, not automatic), differentials, chains, suspensions, hydraulic systems*
- ✓ The ceramic particles adhere to the metal parts in your engine, forming a protection film / protection barrier, that reduces friction and wear in your engine and gear.
- ✓ The result is an important reduction of consumption, temperature, oil consumption, noise, exhaust emission and an increase of the efficiency of the engine, his power output and his engine life.
- ✓ The Ceracoat Ceramic Engine Care also protects your engine during cold start and lubrication fails.
- ✓ CERACOAT SAVES YOU TIME AND MONEY!
- ✓ APPLICATION: (4-stroke-engines, 2-stroke-engines, fuel and gasoline, turbo, race engines).
- ✓ No oil or filter change is necessary prior to application.
- ✓ Ceracoat Ceramic Engine Care is simply to be added to the WARM engine oil. Then drive the vehicle for 10-15 minutes.
- ✓ Ceracoat will not block the filter.
- ✓ 1 dose (450 ml concentrate) per period of 12 months or after 80- 100 000 km (50 - 60 000 miles) 1 dose for up to 25 liters of oil (or less).

